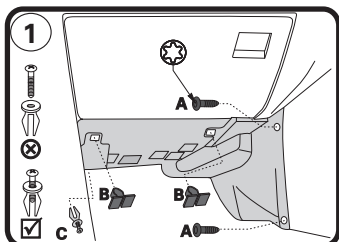


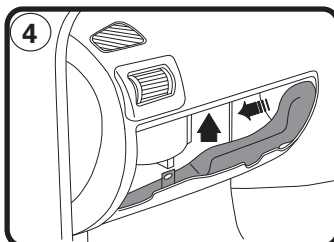
# RYCO FILTERS



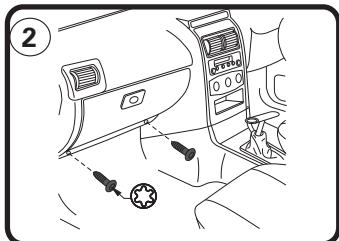
## FITTING INSTRUCTIONS FOR RYCO CABIN FILTER RCA109P HOLDEN ZAFIRA (FILTER LOCATED BEHIND GLOVE BOX)



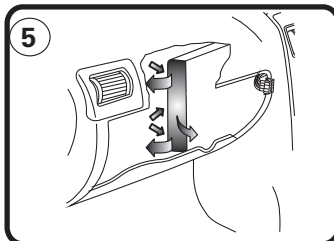
- 1: Remove 2 screws (A) using special tool, remove 2 clips (B), remove toggle bolt (C) then remove cover.



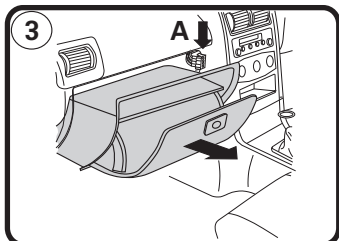
- 4: Pull cover to left and then lift out.




- 2: Remove 2 screws from bottom of glove box using special tool.



- 5: Undo screw or release clips, open housing and remove used filter, note flow direction, fit new RYCO filter refit all previously removed parts.



- 3: Disconnect electrical connection "A" then remove glove box.



- 6: Dispose of used filter correctly.

GUD Automotive Pty Ltd  
245 Sunshine Road Tottenham  
Victoria 3012 Australia.  
[www.rycofilters.com.au](http://www.rycofilters.com.au)

GUD (NZ) Ltd  
626A Rosebank Road Avondale  
Auckland, New Zealand  
[www.ryco.co.nz](http://www.ryco.co.nz)