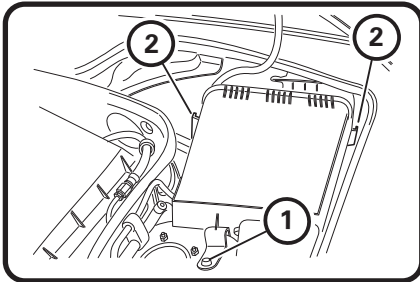


RYCO FILTERS




FITTING INSTRUCTIONS FOR RYCO CABIN FILTER RCA136C.

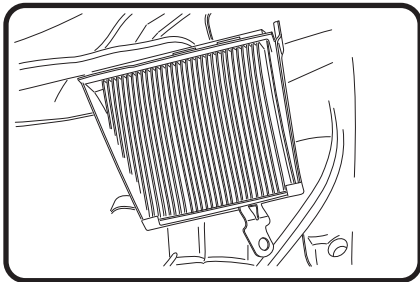
MERCEDES E CLASS (Filter located in engine bay)



1: Open engine hood to vertical position. Unscrew plastic nut (1). Release both snap fasteners (2) on filter housing.



3: Clean filter housing, fit new Ryco filter, refit all previously removed components. Dispose of used filter correctly.



2: Lift front of cover to remove, turn cover over to remove filter.

GUD Automotive Pty Ltd
245 Sunshine Road Tottenham
Victoria 3012 Australia.
www.rycofilters.com.au

GUD (NZ) Ltd
626A Rosebank Road Avondale
Auckland, New Zealand
www.ryco.co.nz