

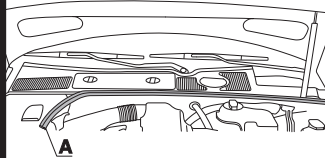
# RYCO FILTERS

FITTING INSTRUCTIONS FOR RYCO CABIN FILTER RCA139P.

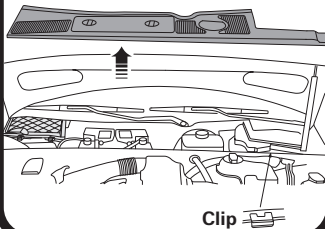


## AUDI A4 (filter located in engine bay)

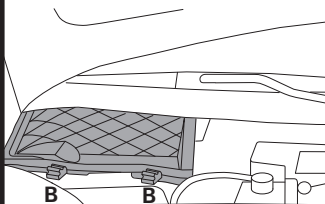
- 1 Remove sealing strip (A)



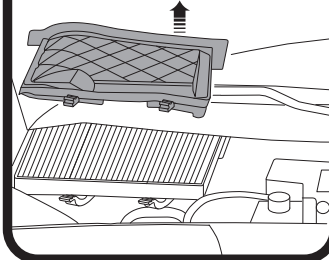
- 2 Raise front of cover and lift out



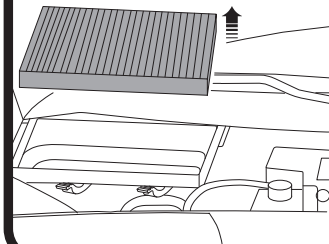
- 3 Undo 2 clips (B) .




- 4 Lift filter cover from housing.



- 5 Remove used filter and replace with Ryco RCA139P



- 6 Refit all previously removed components.



Dispose of used filter correctly.

GUD Automotive Pty Ltd  
245 Sunshine Road Tottenham  
Victoria 3012 Australia.  
[www.rycofilters.com.au](http://www.rycofilters.com.au)

GUD (NZ) Ltd  
626A Rosebank Road Avondale  
Auckland, New Zealand  
[www.ryco.co.nz](http://www.ryco.co.nz)