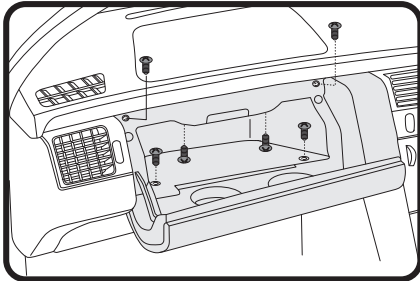
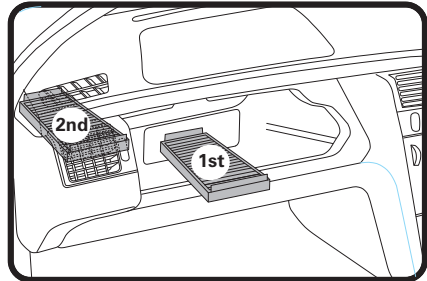


FITTING INSTRUCTIONS FOR RYCO CABIN FILTER RCA141P.

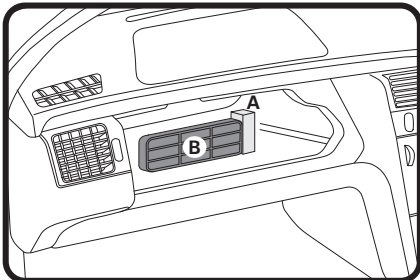
MERCEDES BENZ E & S CLASS
(Filter located behind glove box)




1: Open glove box and remove the 6 screws, glove box can then be removed.



3: Pull the first used filter from the housing, slide the second filter to the right and pull out from housing



2: Lift the plastic filter cover mount (A), and pull filter cover (B) out.



4: Fit new Ryco RCA141P filters, x 2, refit all previously removed components. Dispose of used filter correctly.