

RYCO

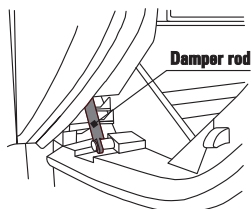
FILTERS



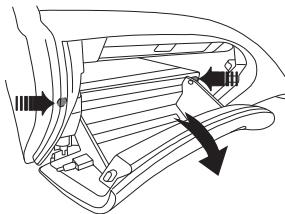
FITTING INSTRUCTIONS FOR RYCO CABIN FILTER RCA183P. SUBARU FORRESTER & IMPREZZA (GH Series)

(Filter is located behind glove box)

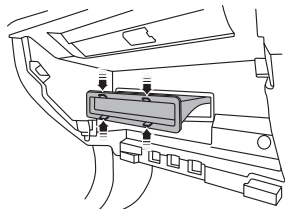
- ① Open glove box and remove damper rod.



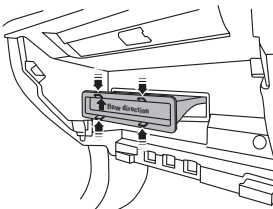
- ② With glove box open push stoppers on either side to remove glove box.



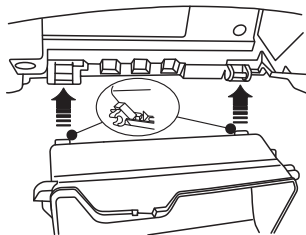
- ③ Squeeze tabs as shown and pull filter out from housing.




- ④ Push new filter into housing. Note flow direction arrow is pointing up.



- ⑤ reinstall glove box and connect damper rod.



- ⑥ Dispose of used filter correctly.



GUD Automotive Pty Ltd
245 Sunshine Road Tottenham
Victoria 3012 Australia.
www.rycofilters.com.au

GUD (NZ) Ltd
626A Rosebank Road Avondale
Auckland, New Zealand
www.ryco.co.nz