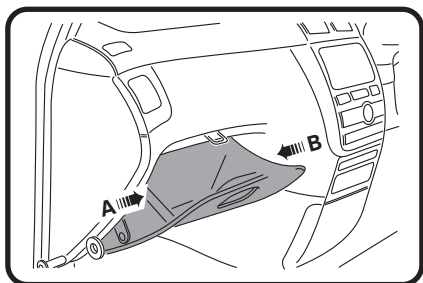
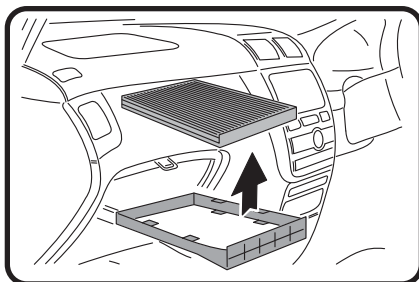


FITTING INSTRUCTIONS FOR RYCO CABIN FILTER RCA104MS

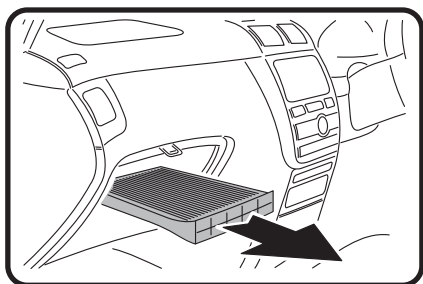
TOYOTA AVENSIS VERSO (Filter located in glove compartment)




- 1: Push sides of glove box (A & B) to release catches, roll glove box down, unclip hinges to remove glove box.**



- 3: Remove used filter from tray. Fit new Ryco filter. Refit all previously removed components.**



- 2: Slide filter tray out from glove box compartment.**



- 4: Clean filter housing, dispose of used filter correctly.**