


# RYCO FILTERS



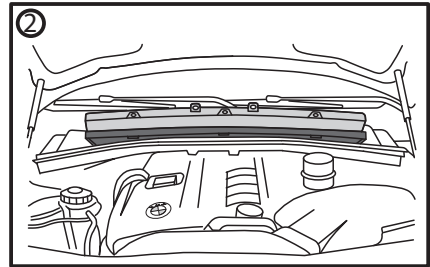
## FITTING INSTRUCTIONS FOR RYCO CABIN FILTER RCA198C

BMW 1 SERIES (116i & 118i)

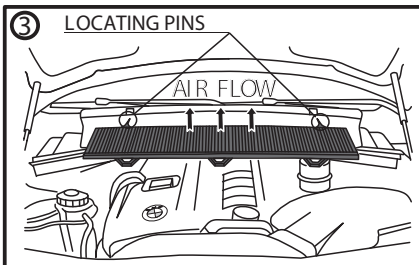
(Filter is located in engine bay beneath windscreen)



① USING SUITABLE ALLEN KEY UNDO THE 6 SCREWS AND REMOVE THE COVER.

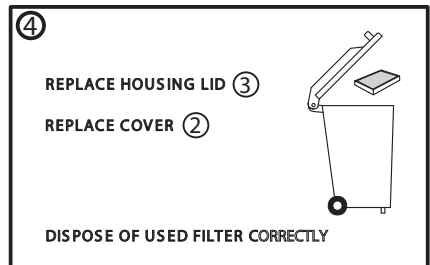


② LIFT COVER TO OPEN HOUSING AND REMOVE USED FILTER BY UNCLIPPING FROM THE TOP EDGE AND PIVOT FORWARD TO REMOVE FROM HOUSING.



③ LOCATING PINS

FIT THE NEW FILTER BY LOCATING THE TWO PINS ON THE BOTTOM SIDE OF THE FILTER FRAME INTO THE HOUSING, CLIP THE TOP EDGE IN PLACE AND REFIT THE COVER.



REPLACE HOUSING LID ③

REPLACE COVER ②

DISPOSE OF USED FILTER CORRECTLY

PULL USED FILTER FROM HOUSING AND REPLACE WITH NEW FILTER, NOTE DIRECTION OF AIR FLOW..

GUD Automotive Pty Ltd  
29 Taras Ave Altona North  
Victoria 3025 Australia.  
[www.rycofilters.com.au](http://www.rycofilters.com.au)

GUD Automotive - A Division of  
GUD (NZ) Holdings Limited  
626A Rosebank Road Avondale  
Auckland, New Zealand  
[www.ryco.co.nz](http://www.ryco.co.nz)